



ALGORITHMIC TRADING (HEDGED OPTION WRITING)

LEVERAGE YOUR EXISTING MUTUAL FUNDS OR STOCKS TO **GENERATE EXTRA RETURNS** THROUGH SGK ALGO!



AKHIL AGRAWAL
FOUNDER
B.TECH, MNIT JAIPUR



WE
ARE **SGK CAPITAL**
A wealth creation consulting firm



ABOUT US

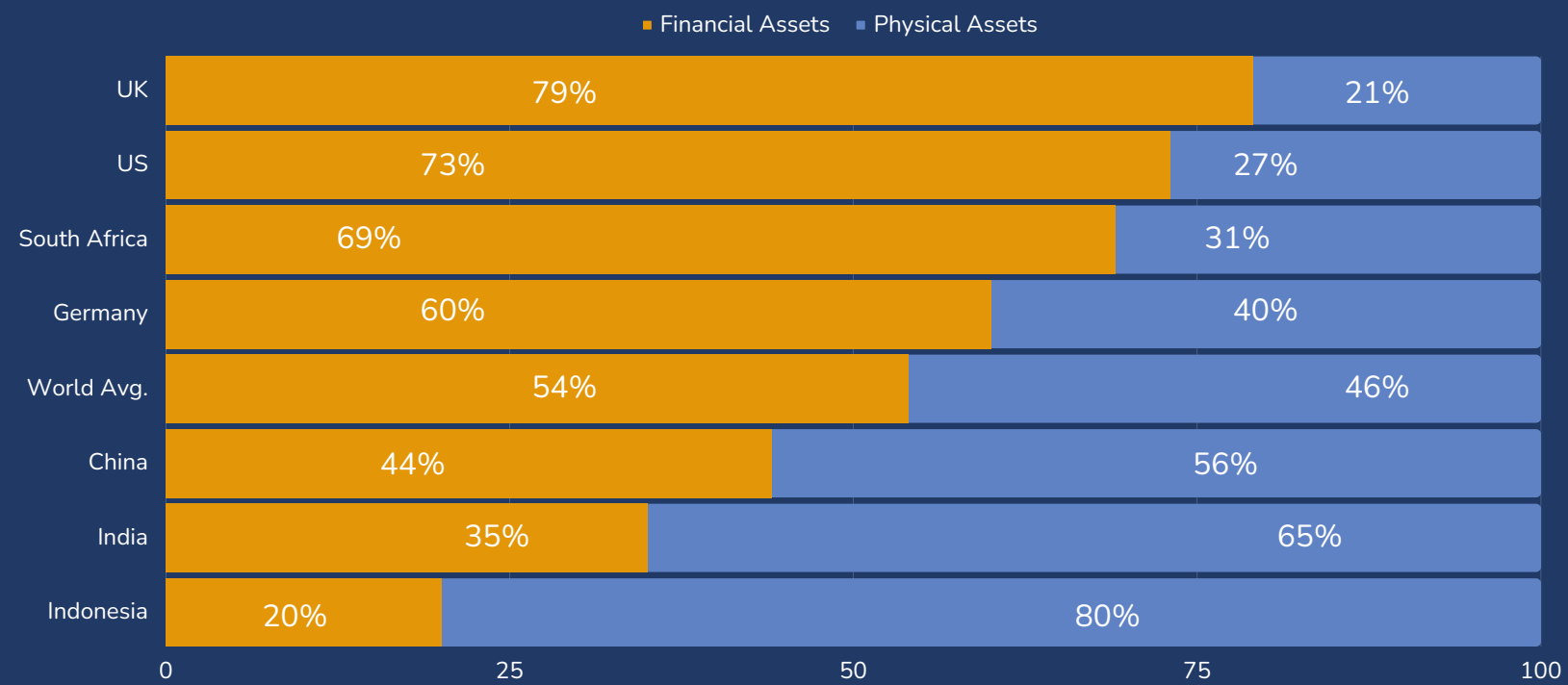
We're a Proprietary Trading Firm With An Edge In Data Analytics, Scenario Simulations, Creating Algorithms From Scratch And Implementing Them In Real World Scenario. Our In House Team Custom-Designs Algorithms That Run With Super Precision And Trade Effectively In Capital Markets.

SGK Capital uses a high-speed algorithm to trade the financial markets in India.

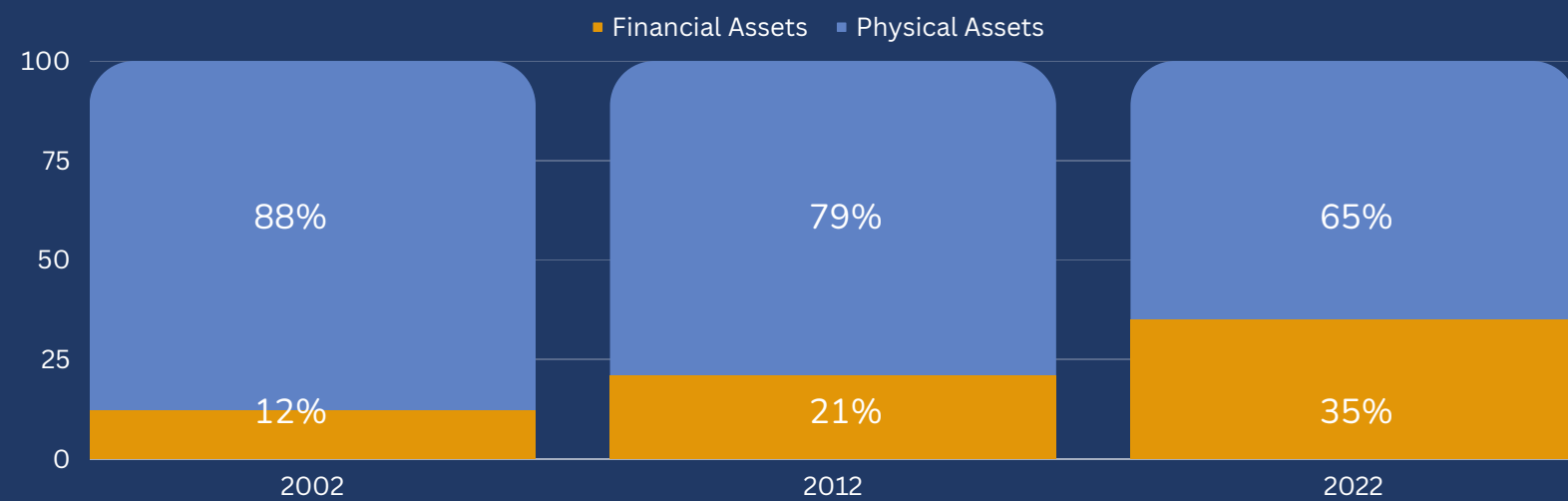
We deploy multiple strategies across options in Indian Equities, which are all backed by exhaustive quantitative research-proven and monitored on a daily basis.



DISTRIBUTION OF FINANCIAL AND PHYSICAL ASSETS GLOBALLY



HOW INDIA HAS PROGRESSED IN LAST 2 DECADES



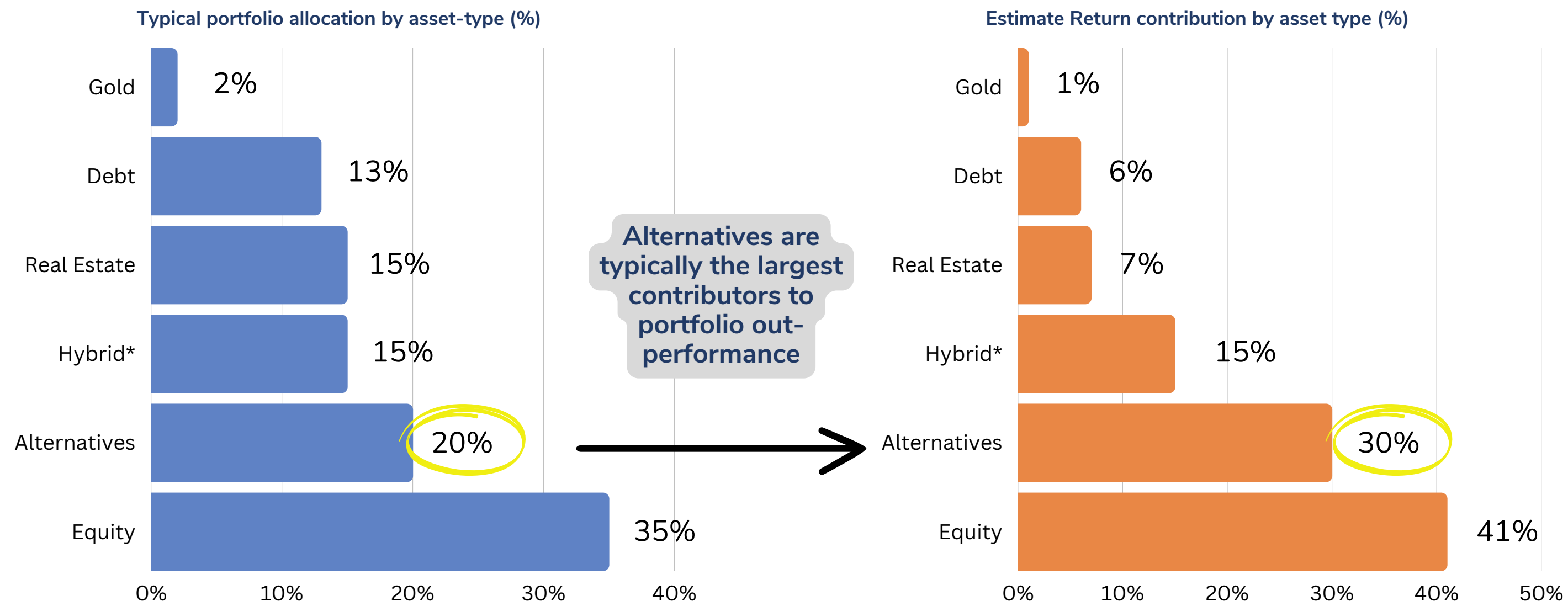
ASSET ALLOCATION ACROSS WEALTH SPECTRUM IN INDIA

	India Retail Investor	India HNI	Indian Family Office
Property	49%	27%	15%
Gold	15%	5%	2%
Debt*	31%	21%	13%
Equity	4.5%	37%	50%
Alternatives	0.5%	10%	20%
Post-Tax Portfolio Return	6.9%	10.3%	11.9%
Wealth Multiple Over Lifetime	28x	135x	278x

*For retail investors, debt allocation consists of FDs, PPF, Insurance funds, and cash in bank.

DISTRIBUTION OF FINANCIAL AND PHYSICAL ASSETS GLOBALLY

Alternatives contribute higher to portfolio returns, and a majority of Indian family offices/UHNIs remain under-exposed to this asset class.



Alternatives typically make ~20% of the portfolio of Indian Family offices.

And yet contribute to ~30% returns of a typical portfolio

Source(s): Client Associates estimate basis assumed asset allocation and returns for a typical portfolio Hybrid refers to Balanced Funds, which have a blend of public market equity and debt allocation, usually in a 60-40 ratio.

OUR DEFINITION OF **ALGO TRADING**

Systematic Trading done through

Automation on Strategies

Researched through

Data Analysis



OUR CORE PHILOSOPHY



Scalable trading with prime focus on risk management & capital protection.

HOW WE WORK?



We get up to 90%
limit on our
existing portfolio's
current market
value.

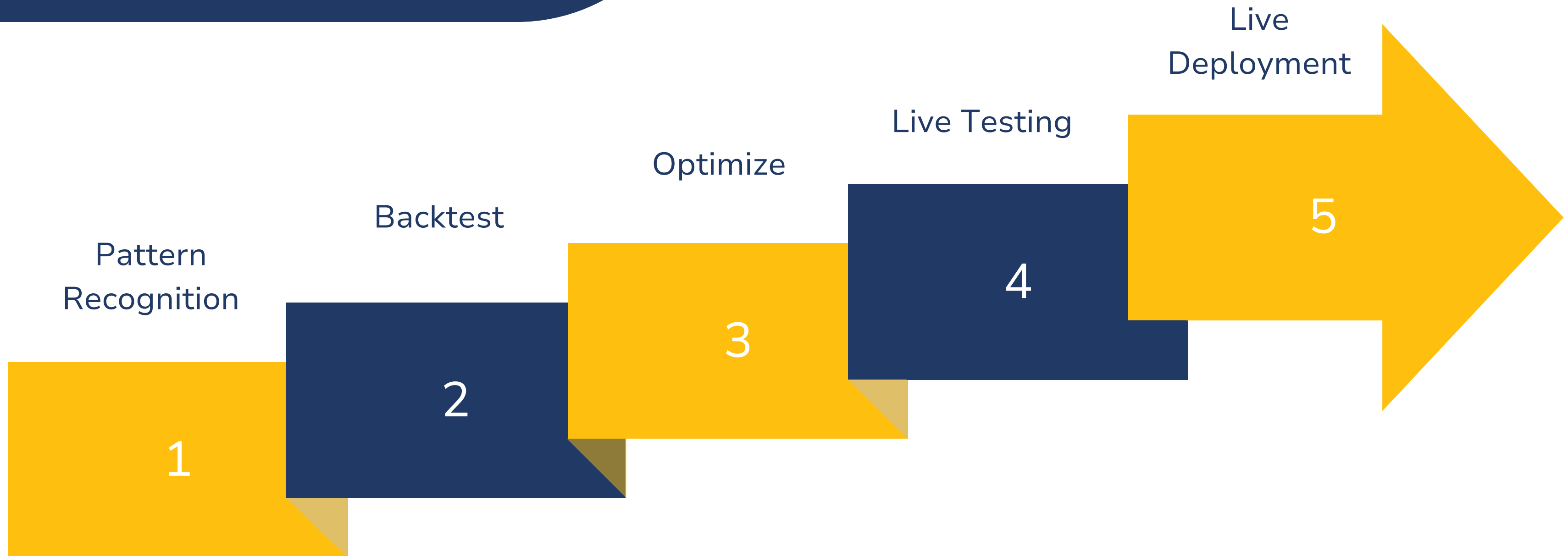


We add 10% to
15% margin money
in your Own demat
account



This limit is utilised
to trade in the
NIFTY, BANK
NIFTY Options and
earn extra.

METHODOLOGY





ALLOCATION & RISK MANAGEMENT

- Strategy Allocation is done as per client risk profile
- All our strategy baskets consist of Minimum 3 strategies.

- Maximum Intraday risk for strategy baskets ranges from 0.5% - 2%
- All orders are placed as Limit orders with 1 mili-second price refresh system to avoid freak trades

STRATEGY BASKET

RISK AVERSE

MAX DD : 4%
EXP. ROI : 18-20%



NEUTRAL

MAX DD : 6%
EXP. ROI : 22-24%



RISK SEEKER

MAX DD : 8%
EXP. ROI : 26-28%



AGGRESSIVE

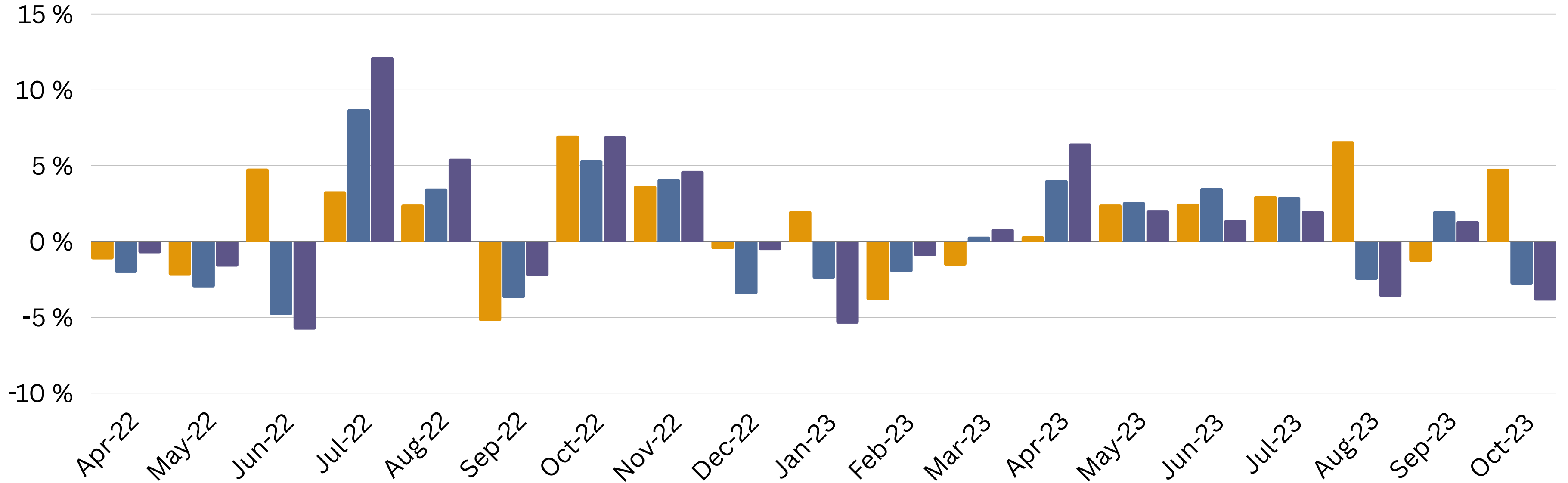
MAX DD : 10%
EXP. ROI : 32-34%



EQUITY CURVE



SGK ALGO (%) NIFTY (%) BANKNIFTY (%)

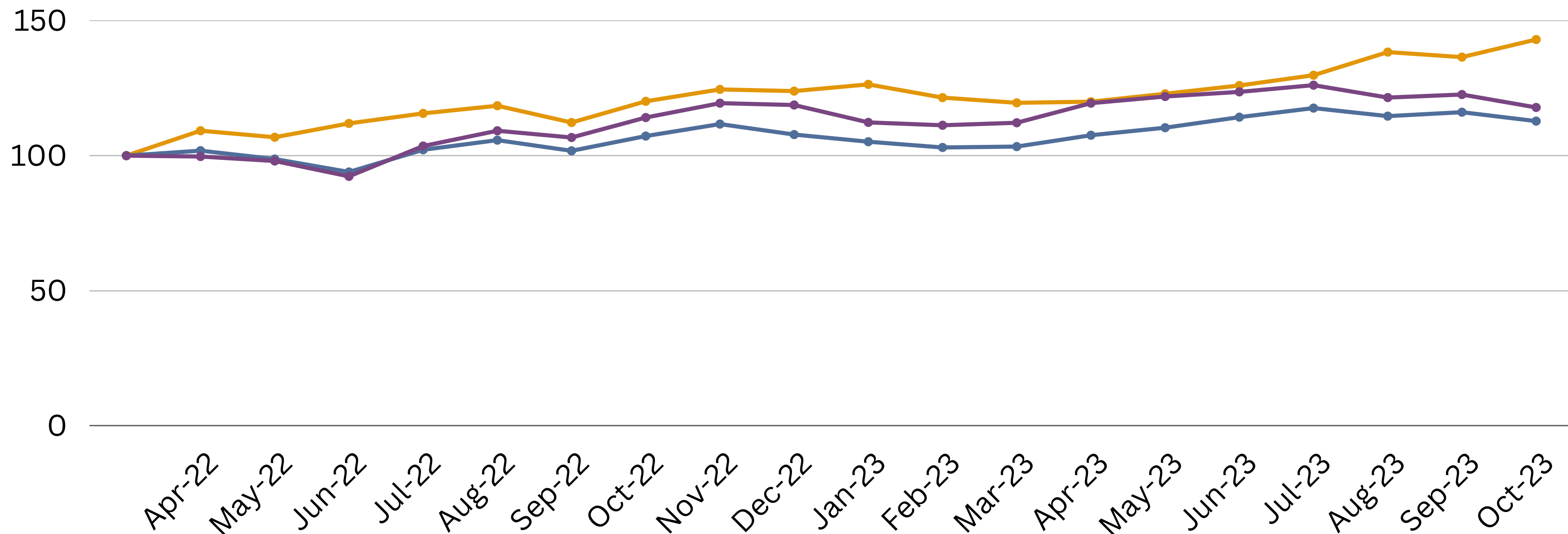


AUM PERFORMANCE

SGK ALGO vs NIFTY vs BANKNIFTY



■ SGK Algo ■ Nifty ■ Bank Nifty



MONTHLY DATA

MONTH	SGK ALGO (%)	NIFTY (%)	BANKNIFTY (%)	SGK ALGO (NAV)	NIFTY (NAV)	BANK NIFTY (NAV)
Apr-22	-1.18	-2.07	-0.78	109.24	101.84	99.68
May-22	-2.23	-3.03	-1.66	106.81	98.75	98.02
Jun-22	4.81	-4.85	-5.81	111.94	93.96	92.33
Jul-22	3.31	8.73	12.17	115.65	102.17	103.56
Aug-22	2.44	3.5	5.46	118.48	105.74	109.22
Sep-22	-5.24	-3.74	-2.29	112.27	101.79	106.72
Oct-22	6.99	5.37	6.93	120.12	107.25	114.11
Nov-22	3.67	4.14	4.66	124.53	111.69	119.43
Dec-22	-0.51	-3.48	-0.57	123.90	107.81	118.75
Jan-23	2.01	-2.45	-5.42	126.39	105.16	112.31
Feb-23	-3.88	-2.03	-0.95	121.49	103.03	111.25
Mar-23	-1.59	0.32	0.84	119.56	103.36	112.18
Apr-23	0.35	4.06	6.46	119.98	107.56	119.43
May-23	2.44	2.6	2.07	122.91	110.35	121.90
Jun-23	2.50	3.53	1.4	125.98	114.25	123.61
Jul-23	3.01	2.94	2.02	129.78	117.61	126.10
Aug-23	6.61	-2.53	-3.64	138.35	114.63	121.51
SEP-23	-1.34	2.00	1.35	136.48	116.09	122.63
OCT-23	4.8	-2.84	-3.9	143.00	112.79	117.85

WHY CHOOSE SGK ALGO?

Limited Downside

We operate at a maximum drawdown of 10%, in all circumstances, no exceptions.

No Emotional Bias

With 100% rule-based trading mechanism we have eliminated fear & greed from the core.

Infrastructure

Our exceptional trading infrastructure powers unparalleled efficiency, speed & success.

Diversification

Our trading systems have low correlation which benefit from trending as well as choppy days

Market Out-performance

Our strategies have consistently beaten the market, regardless of the market conditions.

Focused Team

Core team with diverse skillset comprised of Trading, Research, Sales, Investments & Operations.

YOUR AVERAGE RETURNS (ON MUTUAL-FUNDS/EQUITY)



Impact Of Higher Returns With Compounding

14%	16%	18%	20%	22%	24%
3.33 Crores	3.97 Crore	4.71 Crores	5.57 Crores	6.57 Crores	7.73 Crores



THERE ARE SOME SMART INVESTORS WHO EARN UP TO 200% EXTRA

(On The Same Investment & In The Same Time)



WWW.SGKCAPITAL.COM

1 Crore in 10 Years

From
2.79 Crores



To
7+ Crores

Normal Investor

Smart Investor



BUT HOW ?

YOU MUST KNOW THAT YOU CAN
EARN UP TO **22% EXTRA P.A.**

(On Your Existing Investment Portfolio Of FD, Mutual
Funds & Equity)

General Response:



REFERENCE CALCULATION SHEET

YOUR CURRENT EARNINGS

Year	Opening Value	MF/Equity Average Return	Ending Value
		12.00%	
1	10000000	1200000	11200000
2	11200000	1344000	12544000
3	12544000	1505280	14049280
4	14049280	1685914	15735194
5	15735194	1888223	17623417
6	17623417	2114810	19738227
7	19738227	2368587	22106814
8	22106814	2652818	24759632
9	24759632	2971156	27730788
10	27730788	3327695	31058482
	Net After Tax(LTCG)	10%	27952634

POSSIBLE EARNINGS WITH ALGO TRADING

90% of Fund Value + Margin Money	Avg.Return of Algo Trading	Your Share	Your Share After Tax	MF/Equity Average Return	Porfolio Value
	22%	75%	30%	12.00%	
10000000	2200000	1650000	1155000	1200000	12355000
12355000	2718100	2038575	1427003	1482600	15264603
15264603	3358213	2518659	1763062	1831752	18859416
18859416	4149072	3111804	2178263	2263130	23300809
23300809	5126178	3844633	2691243	2796097	28788149
28788149	6333393	4750045	3325031	3454578	35567759
35567759	7824907	5868680	4108076	4268131	43943966
43943966	9667672	7250754	5075528	5273276	54292770
54292770	11944409	8958307	6270815	6515132	67078717
67078717	14757318	11067988	7747592	8049446	82875755
		Net After Tax(LTCG)	10%	7244501	75631253

FAQ





THANK YOU

CONTACT@SGKCAPITAL.COM
WWW.SGKCAPITAL.COM

SGK 
capital
॥श्री गुरु कृपा ही केवलम्॥

3204, TOWER A, 32ND FLOOR,
MARATHON FUTUREX, NM JOSHI
MARG LOWER PAREL (EAST)
MUMBAI - 400013